

Waconia Public School District 110

Annual Report to the Community

Proudly serving the
communities of
Waconia, St. Bonifacius,
New Germany and
Minnetrista.



2006-2007

Curriculum, Instruction, and Student Achievement

From the Superintendent

To all Parents, Guardians, and Community Members:

I'd like to thank you for visiting the ISD 110 Annual Report. Included in this report is information about school performance, class sizes, attendance, instruction, finances and teacher quality.

I hope our parents and community view the information as an attempt by the district to keep you well-informed and involved in the life of ISD 110. The business of ISD 110 is teaching and learning, and we strive to develop innovative ways to actively engage students as they master skills, expand ideas, and continue their growth as students.

ISD 110 had another great year in 2006-07, with broad success academically, in the fine arts, and in athletics. Schools were recognized as meeting AYP, or adequate yearly progress, on the State Report Card. All buildings met No Child Left Behind requirements. ISD 110 continues to build and expand quality programs across all subject areas, while striving to improve as a total district. Furthermore, ISD 110 continues to grow in student population.

This growth was the main reason for the ongoing construction during the 2006-07 school year. Because voters approved a \$33.5 million bond referendum in 2005, each school underwent major construction projects. All four buildings opened to excited students in the fall of 2007, with significantly improved learning environments. These improvements would not have been possible without community support.

It is my hope with this annual report to provide you with a snapshot of what happened in District 110 during the 2006-07 school year. An open invitation is extended to you to contact your building principal or the district office with any questions or comments you have about your school district. Thanks for taking the time to review the Report, and for your continued support of the Waconia Public Schools.

Dr. Jerry Kjergaard

Superintendent,

Independent School District 110

512 Industrial Blvd

Waconia, MN 55387

jkjergaard@waconia.k12.mn.us

952-442-0600

www.waconia.k12.mn.us

*This Annual Report to
the community is
required by Minnesota
statutes.*

2006-2007 Highlights

- All buildings in District 110 met No Child Left Behind Adequate Yearly Progress (AYP) Goals.
- The passage of district-wide referendums, one for discretionary funding and one for building expansion, allowed District 110 to hire additional teachers and to keep average class sizes reasonable. Updates and expansions were completed on all four buildings in the district.
- The use of technology was enhanced with the installation of sixty SMARTBoards in classrooms throughout the district. This interactive learning tool is used to enhance lesson delivery, presentation, and communication.
- Southview Elementary continued to build a school community based on a Caring Heart. Locks for Love, St. Baldericks, Feed My Starving Children, and the Sibley-East Book Drive are the many ways students experienced the joy of giving.
- Southview Elementary teaching staff worked to build a standards-based instructional system within their classrooms. Assessments that match standards ensure students met grade level standards and did their best work.
- Bayview Elementary teaching staff initiated training in differentiated instruction to increase teacher skill level in delivering instruction to all academic levels within their classrooms.
- The Bayview Parent-Teacher Organization (PTO) contributed more than \$27,000 to support academic programming and equipment purchases.
- Clearwater Middle School developed a new student program plan to be implemented during the 2007-2008 school year. Key features include: added instructional time for math; the introduction of Prescriptive Learning Plans (PLP), a flexible and individualized learning period; and longer class periods with fewer transitions for Clearwater students.
- Clearwater Middle School began offering exploratory experiences delivered through a menu of encore classes including: foreign languages, art, industrial technology, drama, family and consumer science, and computer skills.
- Waconia High School was honored to recognize Laura Jensen as a National Merit Scholar, and John Bly, Mary DeWeese, and Laura Northrup as Commended Scholars.
- Seventy five percent (75%) of students in the Class of 2007 participated in the ACT test, and earned an average composite score of 22.7. The national average was 21.2 and the state average was 22.5.
- Activity Programs captured four Wright County Conference championships in the areas of football, volleyball, boy's basketball, and girl's golf.
- For the second year in a row, the boy's basketball team won the Section Championship and competed in the State Tournament.
- Six Waconia High School athletes participated as individuals in state tournaments.
- The Waconia High School Marching Band won the People's Choice Award at the Alexandria Vikingland Festival.
- Waconia High School's Power Company was host to seventeen show choirs from six different states.
- Kids Company began teaching preschool children in both school-day and after-school programs.
- Community Education and ECFE moved to a new location with more space for offices and programs. A new playground structure was built to expand outdoor activities for our children.

District 110 Mission Statement

*Learning . . . From, With, and
Through One Another*

Achieving Excellence through a
Commitment to:

- Establishment of standards and assessment tools
- A strong core curriculum
- Expanded learning opportunities
- Thoughtful planning

District 110 Standardized Testing

District 110 uses a variety of standardized assessment tests to help evaluate student performance. The following chart provides a detailed look at the district's standardized assessment plan.

Test	Grade Level	When	Rationale for Testing
READING FLUENCY ASSESSMENT	Grades K-5	Fall/Winter/ Spring	<ul style="list-style-type: none"> • Monitor the reading progress of each student • Call immediate attention to students who are having difficulty • Analyze the effectiveness of educational programs • Screen students for Title I eligibility or special education services • Communicate to parents, teachers and other professionals
MAP Measure of Academic Progress	Grades 3-9 • Reading • Language Usage • Math	Fall/Spring	<ul style="list-style-type: none"> • Monitor growth in student achievement over time • Analyze the effectiveness of educational programs • Screen students for Title I eligibility or special education services • Communicate to parents, teachers and other professionals
MCA Minnesota Comprehensive Assessments	Grades 3-8, 10, 11 • Math • Reading • Writing	April/May	<ul style="list-style-type: none"> • Required by State and National legislation for system accountability • Assess student progress against the Minnesota Standards • Generate information for district improvement and accountability over time
BST Basic Standards Tests <small>Required for graduating classes of '08 and '09</small>	• Reading • Math • Written Composition	January/ February	<ul style="list-style-type: none"> • Required by the State. All students must obtain a passing score in order to graduate from a Minnesota Public High School • Ensure that students have mastered basic skills in reading, math and written composition • Encourage early intervention for at-risk students
PSAT Preliminary Scholastic Aptitude Test	Grade 11 (optional)	October	<ul style="list-style-type: none"> • Determine potential success in higher education • Assess student achievement compared to their peers in Minnesota and across the nation • May qualify students for National Merit Scholarships
SAT Scholastic Aptitude Tests	Grade 11, 12 (optional)	Specific dates throughout the year	<ul style="list-style-type: none"> • Determine potential success in higher education • Assess student achievement compared to their peers in Minnesota and across the nation
ACT American College Test	Grade 11, 12 (optional)	Specific dates throughout the year	<ul style="list-style-type: none"> • Determine potential success in higher education • Assess student achievement compared to their peers in Minnesota and across the nation

New Minnesota Graduation Standards

During the 2002 legislative session, the *Minnesota Profile of Learning* was repealed. All Minnesota schools have implemented a new set of state standards and state-required graduation credits for students in the graduating class of 2008 and beyond. The following graph outlines the new graduation requirements for all Waconia High School students.

GRADUATING CLASS REQUIREMENTS	
<p>2008 Current Seniors and beyond</p>	<p>Course and Credit Requirements: English - 8 credits Social Studies - 8 credits Must include the areas of U.S. history, geography, government and citizenship, world history, and economics Math - 6 credits Must include the areas of algebra, geometry, and statistics and probability Science - 6 credits Must include biology Physical Education - 3 credits Arts - 2 credits Students may choose visual arts, music, theater, dance, or media arts Health - 1 credit Computer Applications - 1 credit Speech - 1 credit Electives - 19 credits</p>
<p>Graduating classes of 2007, 2008, 2009</p>	<p>Test Requirements: Pass the Basic Skills Tests: <ul style="list-style-type: none"> · Reading - Scale Score of 600 or above · Math - Scale Score of 600 or above · Written Composition - Score of 3.0 or above </p>
<p>Graduating classes of 2010 and beyond</p>	<p>Pass the GRAD portion of the MCAII tests: <ul style="list-style-type: none"> · Written Composition GRAD - Grade 9 · Reading GRAD - Grade 10 · Mathematics GRAD - Grade 11 </p>

Weather line phone 442-0640

Test Scores Provide A Performance Snapshot

Minnesota Comprehensive Assessments — Series II

The Minnesota Comprehensive Assessments – Series II (MCAII) test students in reading in grades 3-8 and 10, and mathematics in grades 3-8 and 11. The purpose of the MCAII is to measure Minnesota students' achievement with regard to the Minnesota Academic Standards. The MCAII results inform curriculum decisions at the district and school level, and demonstrate student academic growth from year to year.

The MCAII reading test covers three strands from the Minnesota Academic Standards:

- Vocabulary Expansion: using a variety of strategies to expand reading vocabulary (the use of context clues to understand new words)
- Comprehension: showing understanding of the meaning of texts and demonstrating literal, inferential, and evaluative comprehension
- Literature: demonstrating the ability to read, understand, analyze, evaluate, and appreciate a wide variety of fiction, poetic, and non-fiction text

The MCAII math test covers four strands from the Minnesota Academic Standards:

- Number Sense: understanding numbers, operations, and quantitative reasoning
- Patterns, Functions, and Algebra: understanding patterns, relationships, and the use of algebraic symbols to represent real-world situations
- Data, Statistics, and Probability: understanding probability (the chance that an event will occur) and statistics (the collection, organization, and interpretation of data)
- Spatial Sense, Geometry, and Measurement: understanding geometry and special reasoning

There are four achievement levels for the MCAII tests:

- Exceeds the Standards (E)
- Meets the Standards (M)
- Partially Meets the Standards (P)
- Does not Meet the Standards (D)

FAST FACTS: Student Population

Student Enrollment 2,925

Percent of Students Qualifying for Free and Reduced Lunch 8%

Ethnicity/Minority Population 4.0%

Percentage of Students in High-Potential Programs 5%

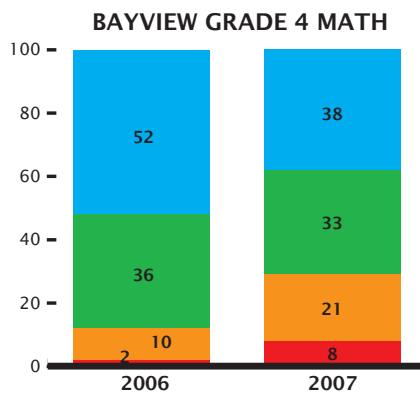
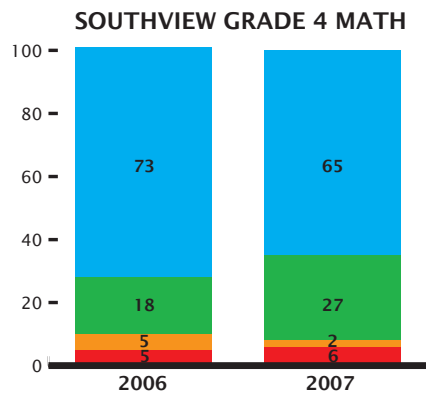
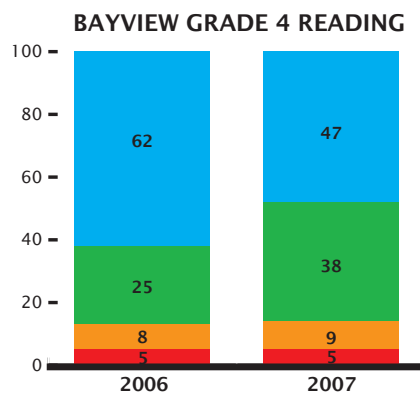
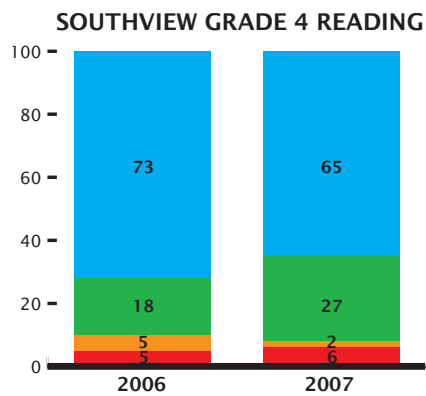
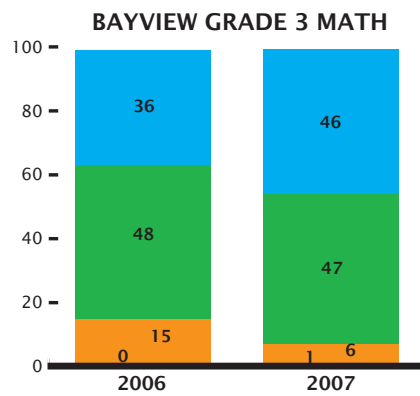
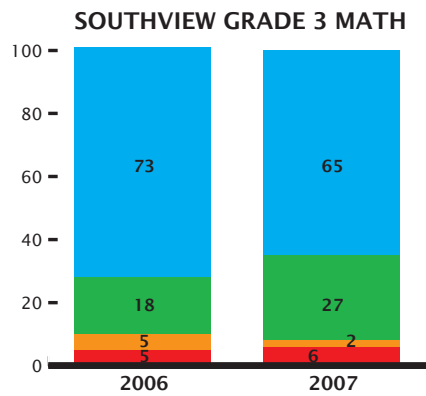
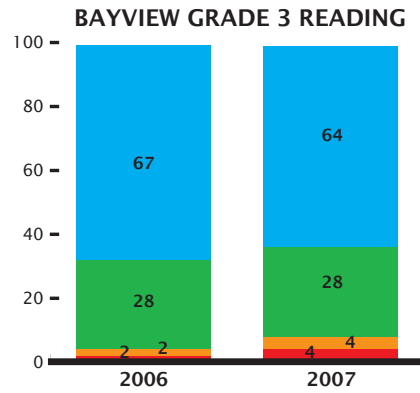
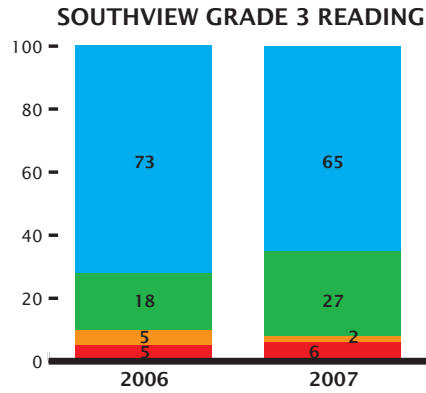
Percentage of Students in Special Education Programs 11%

Seniors Who Graduate 98.7%

Average Daily Attendance 95%

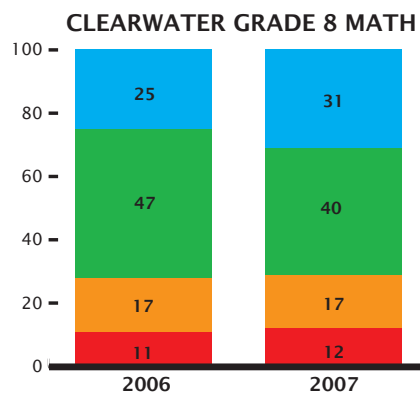
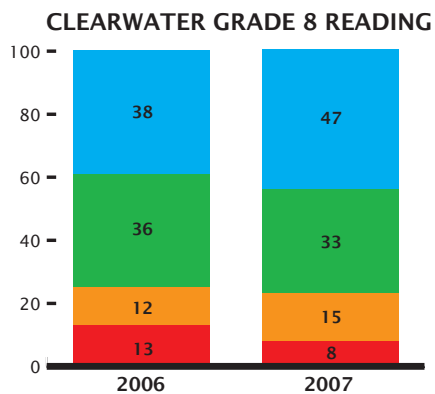
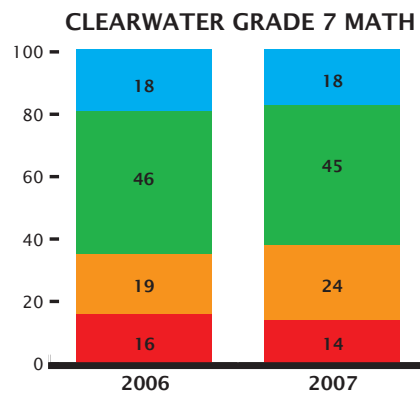
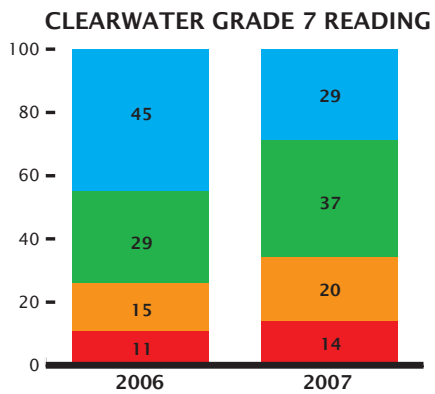
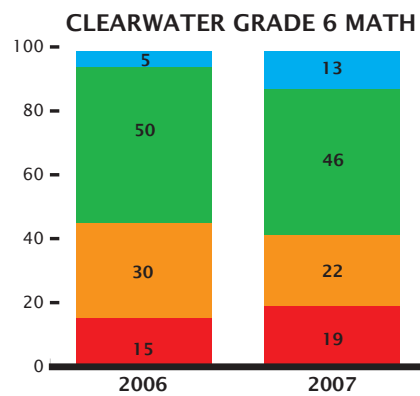
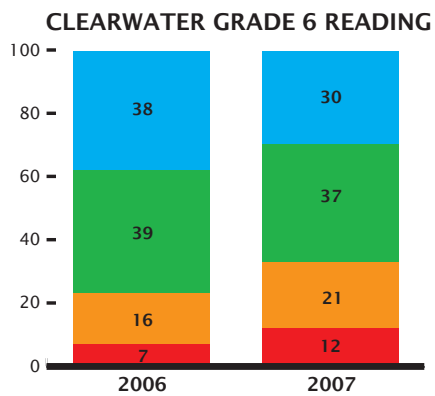
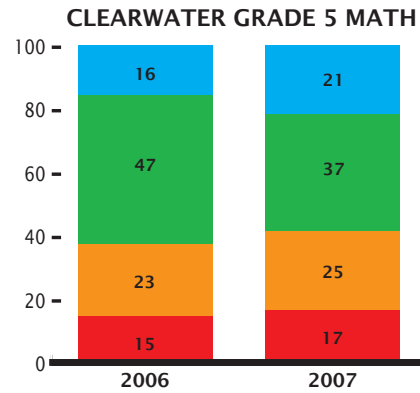
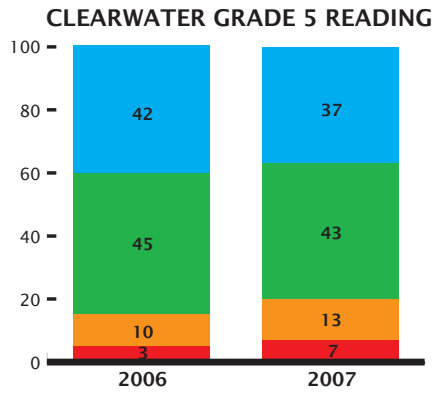
Honor Grads 44%

MCAII Elementary Results

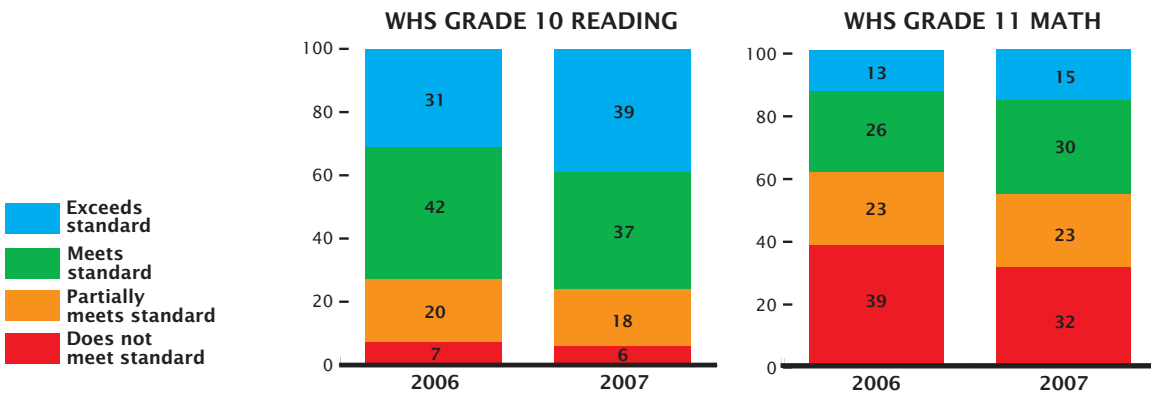


- Exceeds standard
- Meets standard
- Partially meets standard
- Does not meet standard

MCAII Middle School Results



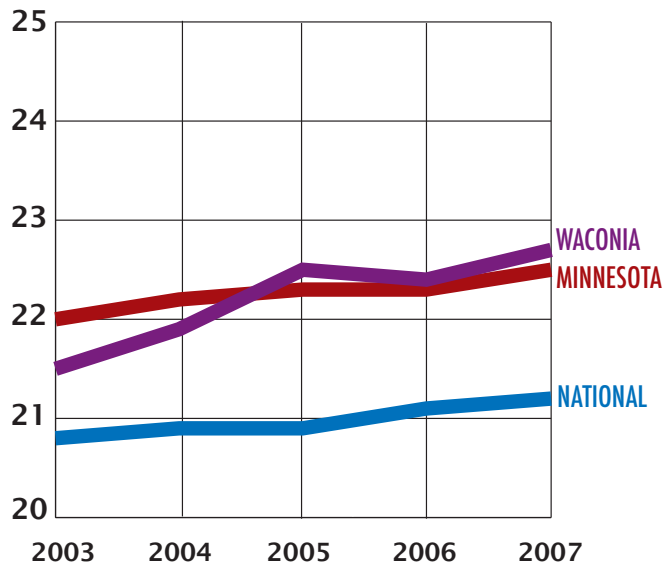
MCAII High School Results



www.waconia.k12.mn.us

ACT: American College Test

The ACT is the most common college admissions examination. It is a post-secondary normed assessment that addresses the areas of mathematics, English, reading, and science reasoning. Students are encouraged to take the ACT more than once to improve their scores. A student's highest score is reported to colleges for admission.

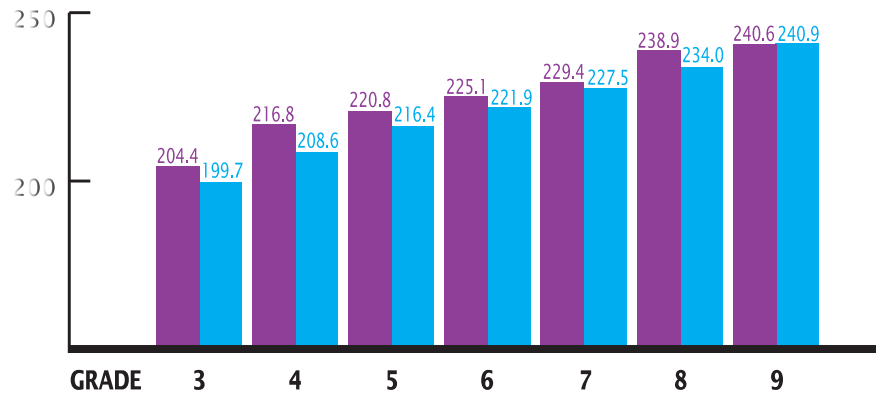


YEAR	2003	2004	2005	2006	2007
WACONIA	21.5	21.9	22.5	22.4	22.7
MINNESOTA	22.0	22.2	22.3	22.3	22.5
NATIONAL	20.8	20.9	20.9	21.1	21.2

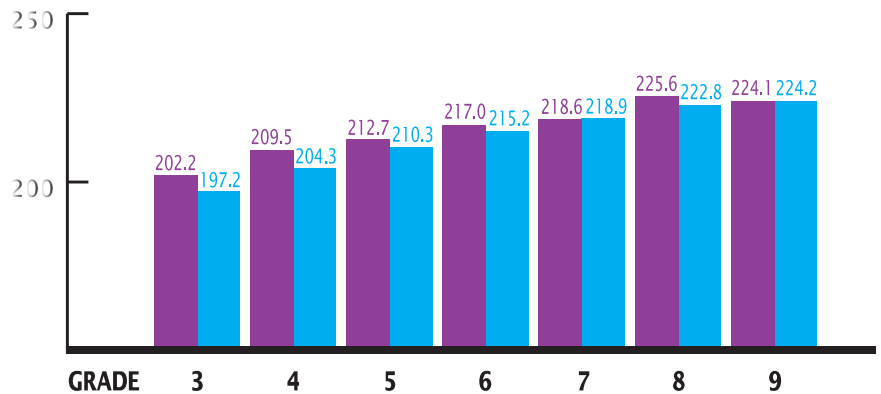
Measure of Academic Progress (MAP)

The MAP is a standardized test given to all students in grades 3-9 in the areas of math, reading and language usage. The tests are administered each year in late September, and again in April or May. This series of computerized tests adjusts the difficulty of each question to a student's level of achievement, allowing teachers to more accurately see areas of strength and areas of need. A website manages our district data and generates a variety of reports for teachers, administrators, and parents.

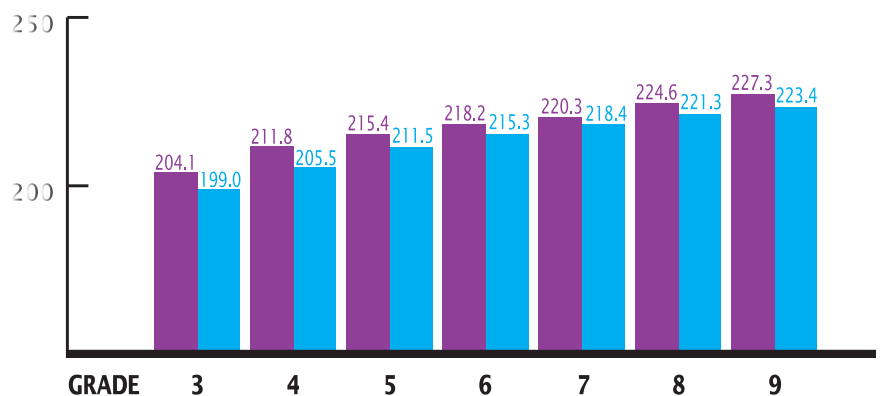
MAP: DISTRICT MATH TOTALS



MAP: DISTRICT READING TOTALS



MAP: DISTRICT LANGUAGE TOTALS



Waconia District 110
National User Norm

District-Wide Improvement Goals

District Goal #1

Waconia Public Schools will ensure high academic achievement for all students at a level competitive with Minnesota's finest school districts.

- Measures:
- High Standards and Expectations for Proficiency
 - Standards-Based Curriculum
 - Effective Instruction
 - Quality Assessments
 - Focused Professional Development

District Goal #2

Waconia Public Schools will engage families and the community in supporting the learning and achievement of students

- Measures:
- High Levels of Parent Engagement
 - Effective Communication
 - Community Connections

District Goal #3

Waconia Public Schools will develop master plans that support a safe, efficient, and supportive learning environment for all

- Measures:
- Safe and Functional Facilities
 - Progressive Technology
 - Supportive Learning Environment
 - Fiscal Stability

FAST FACTS: District Employees

Teachers (full-time equivalent)	189.8
Paraprofessionals	63.5
Clerical Employees	14.5
Administrators	7
Custodians	24.5
Community Education Staff	18

Bayview and Southview Elementary

Building Level Goal	Progress Toward Meeting Goal						
Ninety percent (90%) of elementary students will read at the proficient level or above as measured by district assessments in reading	<ul style="list-style-type: none"> • Literacy workshops, inservice opportunities, and resources in effective reading instruction were provided throughout the 2006-2007 school year. • Students scoring at the proficient level or above on the Minnesota Comprehensive Assessments in reading are as follows: <table> <tr> <td>Grade 3</td> <td>2006 - 92%</td> <td>2007 - 91%</td> </tr> <tr> <td>Grade 4</td> <td>2006 - 84%</td> <td>2007 - 88%</td> </tr> </table> 	Grade 3	2006 - 92%	2007 - 91%	Grade 4	2006 - 84%	2007 - 88%
Grade 3	2006 - 92%	2007 - 91%					
Grade 4	2006 - 84%	2007 - 88%					
Ninety percent (90%) of elementary students will perform at the proficient level or above as measured by district assessments in math	<ul style="list-style-type: none"> • The Math Curriculum Committee was active in researching K-4 programs designed to enhance math achievement. • During the summer of 2007, elementary teachers participated in a 2-day math institute to receive training in effective teaching techniques and instructional strategies. • Students scoring at the proficient level or above on the Minnesota Comprehensive Assessments in math are as follows: <table> <tr> <td>Grade 3</td> <td>2006 - 86%</td> <td>2007 - 85%</td> </tr> <tr> <td>Grade 4</td> <td>2006 - 82%</td> <td>2007 - 79%</td> </tr> </table> 	Grade 3	2006 - 86%	2007 - 85%	Grade 4	2006 - 82%	2007 - 79%
Grade 3	2006 - 86%	2007 - 85%					
Grade 4	2006 - 82%	2007 - 79%					

Clearwater Middle School

Building Level Goal	Progress Toward Meeting Goal												
Ninety percent (90%) of Clearwater students will read at the proficient level or above as measured by district assessments in reading	<ul style="list-style-type: none"> Students scoring at the proficient level or above on the Minnesota Comprehensive Assessments in reading are as follows: <table border="0"> <tr> <td>Grade 5</td> <td>2006 - 87%</td> <td>2007 - 80%</td> </tr> <tr> <td>Grade 6</td> <td>2006 - 77%</td> <td>2007 - 67%</td> </tr> <tr> <td>Grade 7</td> <td>2006 - 74%</td> <td>2007 - 66%</td> </tr> <tr> <td>Grade 8</td> <td>2006 - 74%</td> <td>2007 - 80%</td> </tr> </table> Literacy workshops, inservice opportunities, and resources in effective reading instruction were provided throughout the 2006-2007 school year. 	Grade 5	2006 - 87%	2007 - 80%	Grade 6	2006 - 77%	2007 - 67%	Grade 7	2006 - 74%	2007 - 66%	Grade 8	2006 - 74%	2007 - 80%
Grade 5	2006 - 87%	2007 - 80%											
Grade 6	2006 - 77%	2007 - 67%											
Grade 7	2006 - 74%	2007 - 66%											
Grade 8	2006 - 74%	2007 - 80%											
Ninety percent (90%) of Clearwater students will score at the proficient level or above as measured by district assessments in math	<ul style="list-style-type: none"> The Math Curriculum Committee was active in researching 5-8 programs designed to enhance math achievement. During the summer of 2007, grade 5 teachers participated in a 2-day math institute to receive training in effective teaching techniques and instructional strategies. Students scoring at the proficient level or above on the Minnesota Comprehensive Assessments in math are as follows: <table border="0"> <tr> <td>Grade 5</td> <td>2006 - 63%</td> <td>2007 - 58%</td> </tr> <tr> <td>Grade 6</td> <td>2006 - 55%</td> <td>2007 - 59%</td> </tr> <tr> <td>Grade 7</td> <td>2006 - 64%</td> <td>2007 - 63%</td> </tr> <tr> <td>Grade 8</td> <td>2006 - 72%</td> <td>2007 - 71%</td> </tr> </table> 	Grade 5	2006 - 63%	2007 - 58%	Grade 6	2006 - 55%	2007 - 59%	Grade 7	2006 - 64%	2007 - 63%	Grade 8	2006 - 72%	2007 - 71%
Grade 5	2006 - 63%	2007 - 58%											
Grade 6	2006 - 55%	2007 - 59%											
Grade 7	2006 - 64%	2007 - 63%											
Grade 8	2006 - 72%	2007 - 71%											
Clearwater Middle School improve school programs and processes aimed at increasing student achievement	<ul style="list-style-type: none"> A Clearwater Program Task Force was formed to research, and recommend improvements in the following areas: <ul style="list-style-type: none"> School-wide schedules Program and course offerings Advisor/advisee program Final recommendations were made to the Board of Education in March of 2007. 												

Waconia High School

Building Level Goal	Progress Toward Meeting Goal		
Ninety percent (90%) of Waconia High School students will score at the proficient level or above as measured by district assessments in math	<ul style="list-style-type: none"> Students scoring at the proficient level or above on the Grade 11 Minnesota Comprehensive Assessments in Math are as follows: <table border="0"> <tr> <td>2006 - 39%</td> <td>2007 - 45%</td> </tr> </table> The Math Curriculum Committee is active in researching 9-12 programs designed to enhance math achievement. 	2006 - 39%	2007 - 45%
2006 - 39%	2007 - 45%		
Waconia High School will increase student achievement by researching and developing a model for the 9th grade transition	<ul style="list-style-type: none"> A task force was formed to research and implement a transition program for incoming freshman. Final recommendations were made to the Board of Education in April of 2007. 		
Waconia High School will improve student achievement, instruction, and program delivery through professional learning communities	<ul style="list-style-type: none"> WHS uses a model of staff development called Professional Learning Communities. These groups set professional goals each fall, and meet throughout the year to accomplish their tasks. 		

District Finances

Revenues	2006 <i>audited</i>	2007 <i>budgeted</i>
Property Taxes	3,882,380	6,795,814
State Aid	15,591,148	16,105,838
Charges for Services	2,356,833	2,355,813
Operating Grants	4,887,160	5,017,803
Capital Grants	464,856	280,384
Investments	1,345,977	969,974
Other Revenues	186,666	212,746
Total Resources	\$ 28,715,020	\$ 31,738,372

Expenditures	2006 <i>audited</i>	2007 <i>budgeted</i>
General Education	\$ 22,850,543	25,954,834
Food Service	1,030,501	1,188,615
Community Services	1,441,409	1,764,855
Debt Service Fund	2,694,015	2,903,012
Total Expenditures	\$ 28,016,468	\$ 31,811,316

FAST FACTS: The District

Total Population 15,127

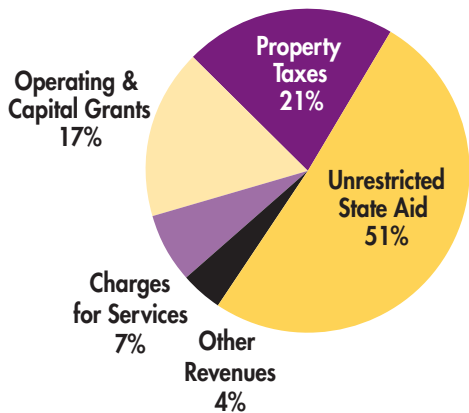
Number of Schools 4

Number of Employees 350

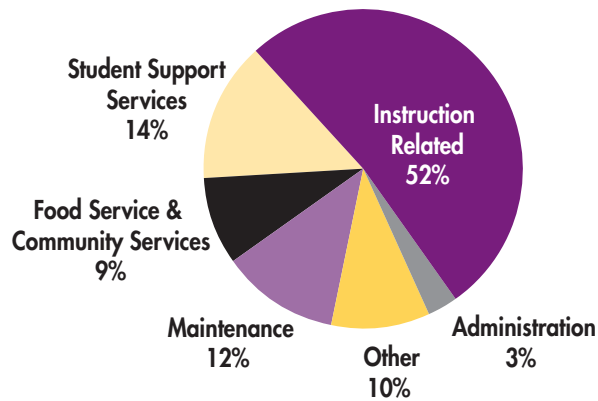
FY06 Annual
General Operating Fund
Budget Revenues \$28,715,020

FY06 Annual
General Operating Fund
Budget Expenditures \$28,016,468

2007 Operating Resources



2007 Expenditures



District 110 Curriculum in Review

Curriculum evaluation in District 110 is an ongoing process. Curricular areas are reviewed every six years on a regular cycle. This cycle includes reviewing, developing, and implementing new programming in all instructional areas. Participants in this process include staff, administration, Board of Education members, and members of the Curriculum Advisory Council. If you wish to review a specific area of curriculum or learn more about the curricular process, contact Kathy Oliphant at 952-442-0685.

COMMITTEE	YEAR 1 Preparation	YEAR 2 Development	YEAR 3 Implementation	YEAR 4 Review/Revise	YEAR 5 Review/Revise	YEAR 6 Review/Revise
Science Industrial Technology	'07-'08	'08-'09	'09-'10	'10-'11	'11-'12	'06-'07
Health/Safety Education Physical Education Family/Consumer Science	'06-'07	'07-'08	'08-'09	'09-'10	'10-'11	'11-'12
Mathematics Business Education Technology	'11-'12	'06-'07	'07-'08	'08-'09	'09-'10	'10-'11
Social Studies Foreign Language	'10-'11	'11-'12	'06-'07	'07-'08	'08-'09	'09-'10
Fine Arts	09-'10	'10-'11	'11-'12	'06-'07	'07-'08	'08-'09
Language Arts	'08-'09	09-'10	'10-'11	'11-'12	'06-'07	'07-'08

Working with the Community

District 110 Curriculum Advisory Council

The District 110 Curriculum Advisory Council addresses a wide variety of educational issues. The council's task is to make recommendations to the administration and school board regarding learner outcomes, assessments, program evaluation, and graduation requirements.

2006-2007 Topic and Discussion Highlights:

- Discuss and advise on District 110 Curriculum Review Process
- Discuss and advise on District 110 Goals and School Improvement Plans
- Discuss progress and implementation efforts regarding the Minnesota Standards
- Discuss State and Federal Legislation impact on educational programming and testing
- Support curriculum modifications and program changes for the K-8 Mathematics Program
- Support curriculum modifications and program changes for the 5-12 Social Studies Program

2006-2007 Curriculum Advisory Council Members

Kathy Oliphant	<i>Council Facilitator</i>
Chuck Anderson	<i>Administrative Representative</i>
Dan Benham	<i>Teacher Representative</i>
Scott Moats	<i>District 110 Board of Education/Secondary Education Representative</i>
Teresa Kittridge	<i>District 110 Board of Education Representative</i>
Tina Week	<i>District 110 Board of Education Representative</i>
Laura Northrup	<i>Waconia High School Student Representative</i>
Mary DeWeese	<i>Waconia High School Student Representative</i>
Jodee Bass	<i>Parent/Community Representative</i>
Dan Cook	<i>Parent/Community Representative</i>
Molly Gove	<i>Parent/Community Representative</i>
Loran Jacobs	<i>Parent/Community Representative</i>
Mark LaRose	<i>Parent/Community Representative</i>
Jeanine Salzer	<i>Parent/Community Representative</i>
Jody Schuman	<i>Parent/Community Representative</i>
Paul Tordoff	<i>Parent/Community Representative</i>

Interested in serving as a member of the Curriculum Advisory Council during the upcoming year? Contact Kathy Oliphant at 952-442-0685.

Board of Education

Brent Davis	<i>Chairperson</i>
John Weinand	<i>Vice Chairperson</i>
Teresa Kittridge	
Hugo McPhee	
Scott Moats	
Jim Sanborn	
Tina Week	
Dr. Jerry Kjergaard	<i>Superintendent</i>
Julie Cink	<i>Business Manager</i>
Jessica Killian	<i>Clerk of the Board</i>
Kathy Oliphant	<i>Curriculum/Assessment/Staff Development</i>
Caren Asbjornson	<i>Unique Learner Coordinator</i>
Marsha Polys	<i>Unique Learner Coordinator</i>

DIRECTORY

District 110 Office
512 Industrial Blvd.
Waconia, MN 55387

Dr. Jerry Kjergaard
Superintendent 952-442-0600

Waconia High School
1400 Community Drive
Waconia, MN 55387

Mark Fredericksen
Principal 952-442-0670

Jeff Jeska
Assistant Principal 952-442-0670

Clearwater Middle School
1650 Community Drive
Waconia, MN 55387

Peter Gustafson
Principal 952-442-0650

Bayview Elementary
24 South Walnut
Waconia, MN 55387

Chuck Anderson
Principal 952-442-0630

Southview Elementary
225 West 4th Street
Waconia, MN 55387

Khuzana DeVaon
Principal 952-442-0620

Community Education Office
516 Industrial Blvd.
Waconia, MN 55387 952-442-0610

2007-2008 School Calendar

August 27	New Teacher Orientation	
August 28-31	Teacher Inservice/Work Days	
August 29	Open House	K-12
September 3	Labor Day	NO SCHOOL K-12
September 4	School Begins for Grades K-9	
September 5	School Begins for Grades 10-12	
October 12	2 hour early dismissal K-12. No PM Kindergarten	
October 18-19	Statewide Prof. Devel.	NO SCHOOL K-12
October 26	Southview Conferences	No Half-Day Kindergarten
October 27	Southview Conferences	NO SCHOOL K-4
October 26	Conferences	NO SCHOOL 5-12
November 22-23	Thanksgiving	K-12 NO SCHOOL
November 29	End First Trimester/58 days	
November 30	Workday	NO SCHOOL K-12
December 3	Begin Second Trimester	
December 6	Bayview Conferences	No Half-Day Kindergarten
December 7	Bayview Conferences	NO SCHOOL K-4
Dec 24 - Jan 2	Winter Break	NO SCHOOL K-12
January 3	School Resumes	
January 18	5-12 Conferences/K-4 Inservice	NO SCHOOL K-12
January 21	M.L.King Holiday/Comp Day	NO SCHOOL K-12
February 7	Southview Conferences	No Half-Day Kindergarten
February 8	Southview Conferences	NO SCHOOL K-4
February 18	President's Day/Comp Day	NO SCHOOL K-12
March 6	End Second Trimester/58 Days	
March 7	Teacher Workday	NO SCHOOL K-12
March 10	Begin Third Trimester	
March 13	Bayview Conferences	No Half-Day Kindergarten
March 14	Bayview Conferences	NO SCHOOL K-4
March 17-21	Spring Break	NO SCHOOL K-12
April 25	5-12 Conferences	NO SCHOOL 5-12
May 23	K-12 Inservice	K-12 Two-Hour Early Dismissal No PM Kindergarten
May 26	Memorial Day	NO SCHOOL K-12
June 1	Graduation 1:00 p.m.	
June 4	End Third Trimester Last Day of School	
June 5	Teacher Workday	

For up-to-date information about
Waconia schools, go to:
www.waconia.k12.mn.us